

WELCOME ABOARD!

NAVAL AIR FACILITY ATSUGI



**GUIDE TO
BASE
SHUTTLES**



THERE'S THREE SHUTTLES:

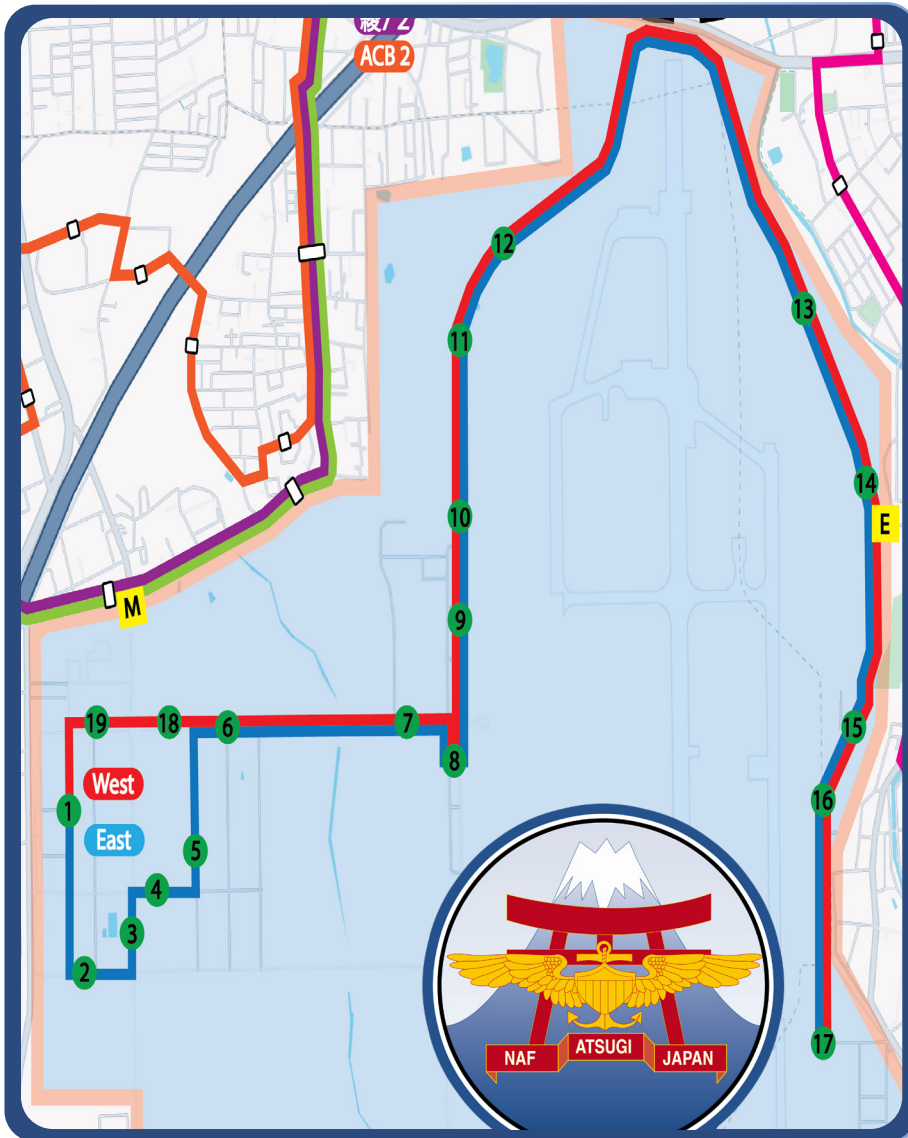

ON-BASE SHUTTLE
TO THE ON-BASE FACILITIES

AIRPORT SHUTTLE
TO HANEDA (HND) &
NARITA (NRT) AIRPORT

MEDICAL SHUTTLE
TO THE YOKOSUKA NAVAL HOSPITAL



ON-BASE SHUTTLE



MAP LEGEND

Base Shuttle Stops

- | | |
|----------------|---------------|
| 1- BH 988 | 11- AIMD |
| 2- BH 1289 | 12- FUEL FARM |
| 3- BH 1290 | 13- NIPPI |
| 4- BANDY FIELD | 14- HGR 223 |
| 5- MWR 978 | 15- HGR 231 |
| 6- NGIS 482 | 16- HGR 243 |
| 7- SUPPLY | 17- JMSDF HGR |
| 8- BLDG 181 | 18- BLDG 66 |
| 9- HGR 1430 | 19- MINI NEX |
| 10- HGR 187 | |

Misc.

- BASE GATES: MAIN GATE, EAST GATE
- OFF-BASE BUS STOPS
- ON-BASE BUS STOPS

The on-base shuttle is the best way to navigate the different facilities on base. The on-base shuttle stops are the black and white-framed bus stops located all over base.

The on-base shuttle operates from Monday to Friday, with the exceptions of Holidays, starting from 0600 to 1855.

There are two routes the bus will travel, named the **West Route** and **East Route** respectively.

Keep in mind: The shuttle changes between between Schedule 'A' and Schedule 'B' depending on the time of the year.

Keep in mind: the medical shuttle has its own stop located outside Cinema 77. Additionally, the airport shuttle shares a few stops with the on-base shuttle.

Bus schedules on the next pages

ON-BASE SHUTTLE CONTINUED



EAST ROUTE

			Base Run	Base Run	Base Run	Base Run	Base Run	Base Run	Base Run	Base Run	Base Run	Base Run	Base Run	Base Run	Base Run
BEQ 988			0605	0700	0745		1201	1246	1331	1422	1507	1552	1637	1722	1807
BEQ 1289(1036)			06	01	46		02	47	32	23	08	53	38	23	08
BEQ 1290			07	02	47		03	48	33	24	09	54	39	24	09
BANDY FIELD			08	03	48		04	49	34	25	10	55	40	25	20
MWR #978			09	04	49		05	50	35	26	11	56	41	26	11
NGI & S 482			10	05	50		06	51	36	27	12	57	42	27	12
SUPPLY			11	06	51		07	52	37	28	13	58	43	28	13
BLDG #181			12	07	52		08	53	38	29	14	59	44	29	14
HGR #1430			13	08	53		09	54	39	30	15	1600	45	30	15
HGR #187			14	09	54		10	55	40	31	16	01	46	31	16
AIMD			15	10	55		11	56	41	32	17	02	47	32	17
FUEL FARM			16	11	56		12	57	42	33	18	03	48	33	18
NIPPI			19	14	59		15	1300	45	36	21	06	51	36	21
HGR #223			20	15	0800		16	01	46	37	22	07	52	37	22
HGR #231			22	17	02		18	03	48	39	24	09	54	39	24
HGR #243			23	18	03		19	04	49	40	25	10	55	40	25

SCHEDULE A

	Conti	Finished	10 Min	10 Min	Finished	10 Min	10 Min	10 Min	10 Min	10 Min	10 Min	10 Min	10 Min	10 Min	10 Min
JMSDF GYM			0633	0728		1144	1229	1314	1359	1450	1535	1620	1705	1750	1835
HGR #243			34	29		45	30	15	1400	51	36	21	06	51	36
HGR #231			35	30		46	31	16	01	52	37	22	07	52	37
HGR #223			37	32		48	33	18	03	54	39	24	09	54	39
NIPPI			38	33		49	34	19	04	55	40	25	10	55	40
FUEL FARM			41	36		52	37	22	07	58	43	28	13	58	43
AIMD			42	37		53	38	23	08	59	44	29	14	59	44
HGR #187			43	38		54	39	24	09	1500	45	30	15	1800	45
HGR #1430			44	39		55	40	25	10	01	46	31	16	01	46
BLDG #181			45	40		56	41	26	11	02	47	32	17	02	47
SUPPLY			46	41		57	42	27	12	03	48	33	18	03	48
NGIS & S 482			47	42		58	43	28	13	04	49	34	19	04	49
HQ#66			48	43		59	44	29	14	05	50	35	20	05	50
GAS-STA			49	44		1200	45	30	*	06	51	36	21	06	51

WEST ROUTE

ON-BASE SHUTTLE CONTINUED



EAST ROUTE

	Base Run	Base Run	Base Run	Base Run	Base Run	Base Run	Base Run	Base Run		Base Run	Base Run
BEQ 988	0630	0720			1045	1124	1203	1241		1430	
BEQ 1289(1036)	31	21			46	25	04	42		31	
BEQ 1290	32	22			47	26	05	43		32	
BANDY FIELD	33	23			48	27	06	44		33	
MWR #978	34	24			49	28	07	45		34	
NGI & S 482	36	26			51	30	09	47		36	
SUPPLY	37	27			52	31	10	48		37	
BLDG #181	38	28			53	32	11	49		38	
HGR #1430	39	29			54	33	12	50		39	
HGR #187	40	30			55	34	13	51		40	
AIMD	41	31			56	35	14	52		41	
FUEL FARM	42	32			57	36	15	53		42	
NIPPI	45	35			1100	39	18	56		45	
HGR #223	46	36			01	40	19	57		46	
HGR #231	48	38			03	42	21	59		48	
HGR #243	49	39			04	43	22	1300		49	

SCHEDULE B

	10 Min	10 Min								10 Min		10 Min
JMSDF GYM	0703	0753								1503		1643
HGR #243	04	54		1030	1109	1148	1227			04		44
HGR #231	05	55		31	10	49	28			05		45
HGR #223	06	56		32	11	50	29			06		46
NIPPI	07	57		33	12	51	30			07		47
FUEL FARM	10	0800		36	15	54	33			10		50
AIMD	11	01		37	16	55	34			11		51
HGR #187	12	02		38	17	56	35			12		52
HGR #1430	13	03		39	18	57	36			13		53
BLDG #181	14	04		40	19	58	37			14		54
SUPPLY	15	05		41	20	59	38			15		55
NGIS & S 482	16	06		42	21	1200	39			16		56
HQ#66	17	07		43	22	01	40			17		57
GAS-STA	18	08		44	23	02	41			18		58

WEST ROUTE

AIRPORT SHUTTLE

Both AM/PM Shuttles will follow the same scheme of maneuvers that begins at NAF Atsugi proceeding to HND/NRT for drop-offs, NRT/HND for pick-ups, and returning to NAF Atsugi.

The A.M. Shuttle will arrive at HND at 0630 for drop-offs and arrive at NRT at 0800 for drop-offs.

The "AM" Shuttle will arrive at NRT Terminal-1 (NRT T-1) AT approximately 0945, though times are subject to change.



If your flight is late or you are unable to get through security/customs before a shuttle departs, then you will need to wait for the next shuttle or contact your sponsor.
This situation applies even if you are on the shuttle manifest.

Shuttle passenger reservations are mandatory and must be received no later than 1400 the day prior to travel.
Flight arrivals and departures scheduled for the weekend or holiday(s) will make shuttle reservations by 1400 OF the last working day.

Shuttle Drivers will not actively search for arriving passengers to ensure they make it to the shuttle.
It is the responsibility of the traveler to be at the pick-up locations

Airports shuttles are not authorized to transport pets!
If you are traveling with pets, make the proper arrangements prior to travel!

AIRPORT SHUTTLE CONTINUED



Airport shuttle schedules are subject to change, make sure you are following the most up-to-date schedule for accurate times!

YOU are ultimately responsible for keeping track of the airport shuttle schedule times. If you are unsure of the times, contact the transportation office.

The final departure time will be the last on-base stop before the shuttle leaves for both Haneda and Narita Airport.

To make a reservation for this shuttle, contact the Transportation Office via email at M-AT-NAF-BUSGS@US.NAVY.MIL or call the air terminal at DSN 264-3118

Travelers on official orders may request alternative transportation at DSN 315-264-3563/3900., or commercial from the United States: 011-81-467-63-3563/3900

Reservations must be made in person or by email if on official travel.

Making a reservation will guarantee a seat will be provided for you by allowing NAVFACFE PWD to properly size the quantity of shuttle(s) needed to meet the AM/PM shuttle requirement.

In the event a traveler does not make the proper reservation (e.g. arrives at an airport without any notification) then the shuttle will accommodate travel to and from, but passengers with reservations will be given priority for shuttle seating. If there are not enough seats available, then the unannounced travelers will need to wait for the next shuttle or make alternative arrangements with their sponsor.

For more information about the airport shuttle, such as detailed information for Narita and Haneda International Airport pick-up/drop-off shuttle locations, please visit the NAF Atsugi CNIC website page at:

<https://cnrj.cnic.navy.mil/Installations/NAF-Atsugi/About/Installation-Guide/Getting-Here/>



Naval Hospital Yokosuka Japan



MEDICAL SHUTTLE

The medical shuttle transports personnel from NAF Atusgi to the Yokosuka Naval Hospital.

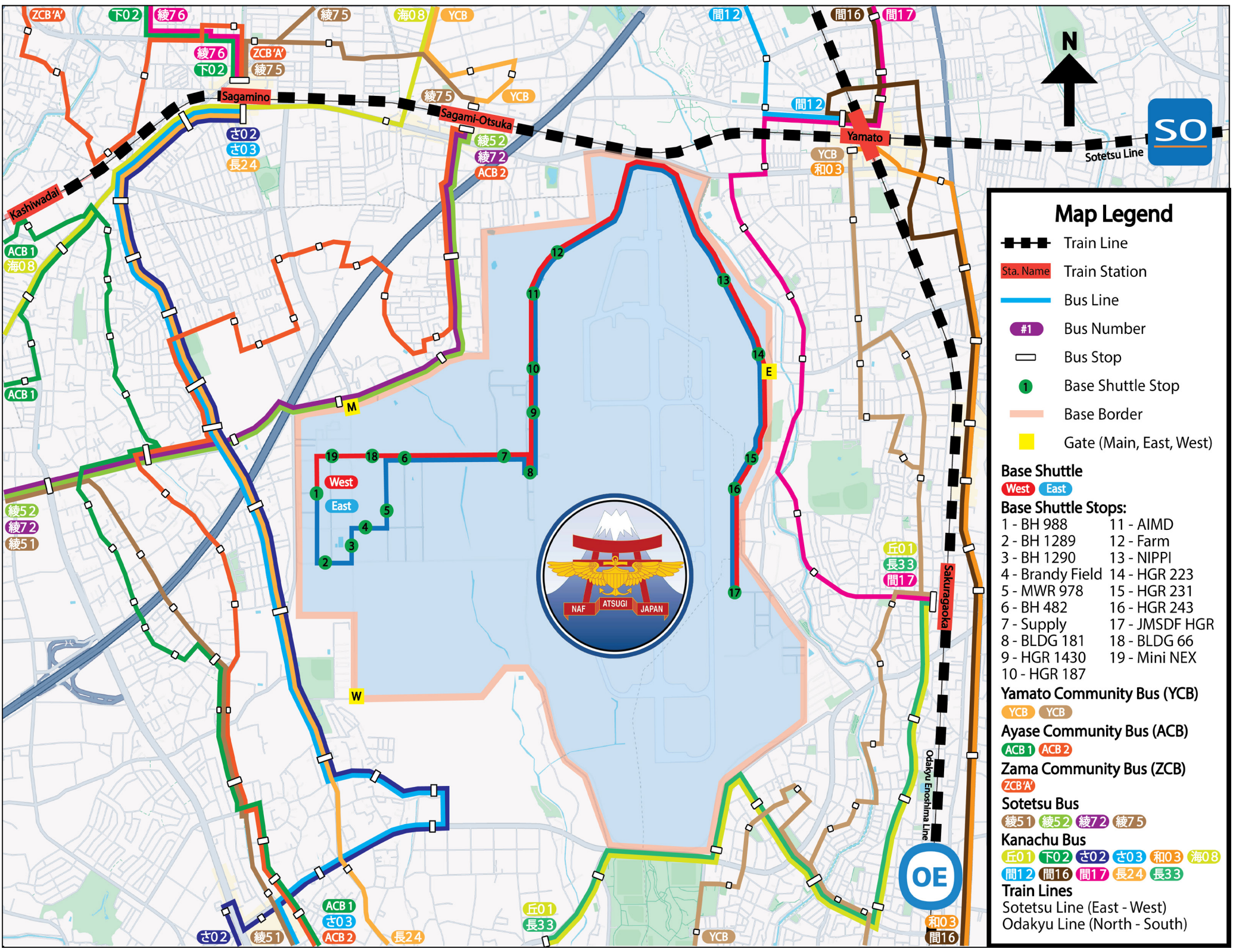
Personnel looking to use the medical shuttle **MUST** sign up in building 90 with a valid appointment slip to schedule a shuttle ride!

Once a shuttle is scheduled, personnel will be at the shuttle stop by 0715. Keep in mind the bus departs from CFAY 1300.

The stop for this shuttle located just outside of cinema 77.



Photo of the medical shuttle stop outside of cinema 77



Map Legend

- Train Line
- Sta. Name Train Station
- Bus Line
- #1 Bus Number
- Bus Stop
- Base Shuttle Stop
- Base Border
- Gate (Main, East, West)

- Base Shuttle**
West East
- Base Shuttle Stops:**
- | | |
|------------------|----------------|
| 1 - BH 988 | 11 - AIMD |
| 2 - BH 1289 | 12 - Farm |
| 3 - BH 1290 | 13 - NIPPI |
| 4 - Brandy Field | 14 - HGR 223 |
| 5 - MWR 978 | 15 - HGR 231 |
| 6 - BH 482 | 16 - HGR 243 |
| 7 - Supply | 17 - JMSDF HGR |
| 8 - BLDG 181 | 18 - BLDG 66 |
| 9 - HGR 1430 | 19 - Mini NEX |
| 10 - HGR 187 | |
- Yamato Community Bus (YCB)**
YCB YCB
- Ayase Community Bus (ACB)**
ACB 1 ACB 2
- Zama Community Bus (ZCB)**
ZCB'A'
- Sotetsu Bus**
綾51 綾52 綾72 綾75
- Kanachu Bus**
丘01 下02 さ02 さ03 和03 海08
間12 間16 間17 長24 長33
- Train Lines**
Sotetsu Line (East - West)
Odakyu Line (North - South)